

Heavy & Medium Duty Trucks & Trailers

# DIN DUMP PUMPS

Precision-Engineered Fluid Power Products


The Sensible Choice for Pump/Valve Assembly



Dump Trucks  
Roll Off Trucks  
Refuse Collection  
Walking Floor

**Holtz Industries, Inc.**  
**200 S Terrace Ct**  
**Newark, OH 43055**  
**TF: 1-800-535-0104**

**Web:**  
**[www.holtzindustries.com](http://www.holtzindustries.com)**



## Features

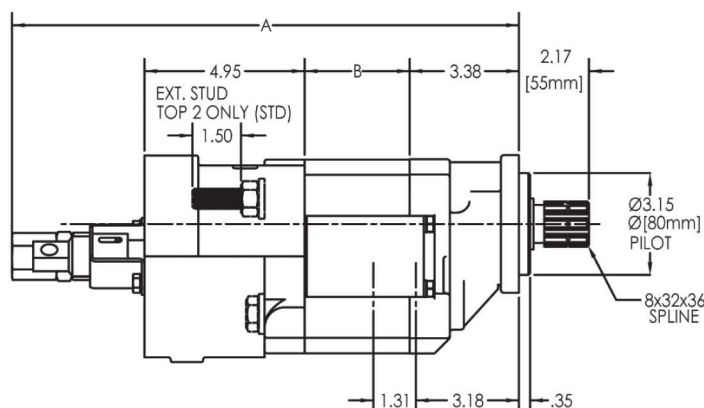
- ISO 7653 4 bolt flange mount Ø80 mm pilot
- DIN 5462 - 8 x 32 x 36 spline shaft
- Pump and cylinder protected in the "Raise" and "Neutral" position of the spool
- Manual shift, factory installed "OE" air, or "Add-on" air shifts each with full metering capabilities
- Built-in load check maintains dump body angle and is installed in the cylinder port for superior self-cleaning
- NPT & SAE ports are available
- Built-in direct acting relief valve set at factory
- 100% factory tested
- Flows of 37 and 46 GPM at 1800 RPM
- Pressures to 2500 PSI
- Speeds to 2400 RPM
- High strength alloy steel gear and shaft set
- Neutral lock-out safety cap for use with pull-out cable
- 2 line for intermittent duty or 3 line for continuous duty systems
- 2 extra long studs for easy installation of pump support bracket on direct mount
- Pressure balanced wear plates maintain high pump efficiency throughout all operating ranges

**PERMCO**

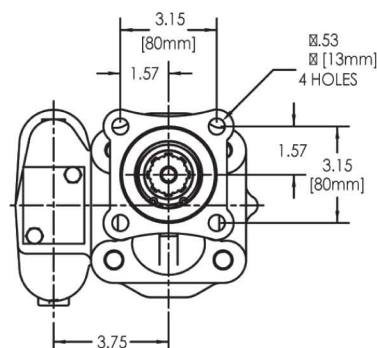
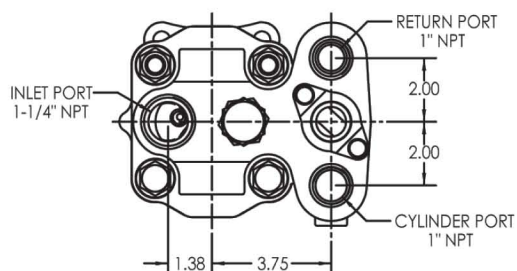


# Pump/Valve Assembly

## Dimensional Data (inches)



	A	B
DMDIN-20	16.85	2.75
DMDIN-25	17.35	3.25



## Pump Code

**DMDIN - 25 - Z - L - AS - 20 - \*\***

**DMDIN** ISO 7653 4-Bolt Ø80mm Pilot  
DIN 5462 - 8x32x36 Spline

**20** 2.0" Gear / 37 GPM at 1800 RPM  
**25** 2.5" Gear / 46 GPM at 1800 RPM

**X** 2 Line (Without 3 Line S leeve Installed)  
**Z** 3 Line Sleeve Installed

**L** Left Hand Rotation (CCW)  
**R** Right Hand Rotation (CW)

### \*\*Extended Stud Orientation

**Delete** Top Two (Std.)  
**EB** Bottom Two  
**EL** Left Side  
**ER** Right Side  
**E4** All four

### Relief Valve Setting

**20** 2000 PSI Setting  
**25** 2500 PSI Setting

**AS** \*Air Shift of Main Spool  
**MS** Manual Shift of Main Spool

\*Because of potential interference with aftermarket air shift cylinders, we recommend the Permco "OEM" version.



**Holtz Industries, Inc.**  
**200 S Terrace Ct**  
**Newark, OH 43055**  
**TF: 1-800-535-0104**

**Web:**  
**www.holtzindustries.com**

