



**Lock Release Auto Can Lid Lock
Flat or Slope Dumpsters-Side Mount
Part No: 303LRK2**

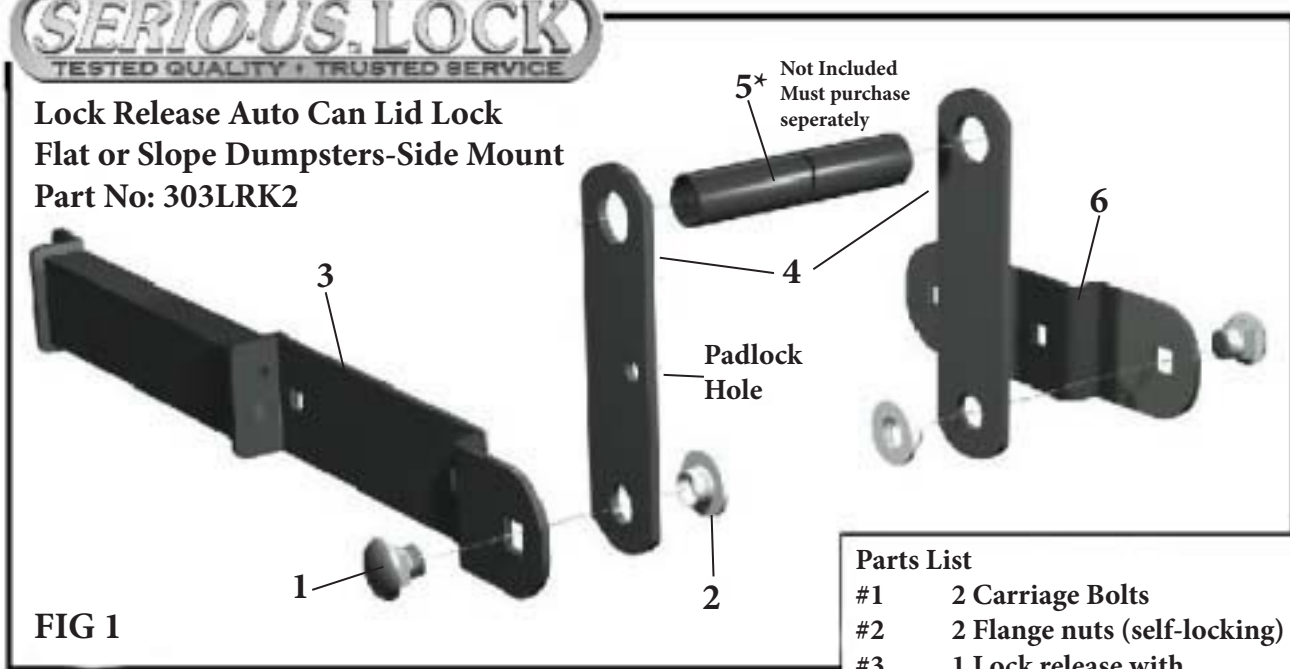


FIG 1

Parts List	
#1	2 Carriage Bolts
#2	2 Flange nuts (self-locking)
#3	1 Lock release with pivot plate
#4	2 Side plates welded to number 5
#5*	1 Sch. 40 x 3/4" LD Pipe
#6	1 Pivot Plate

*NOTE: #5 IS NOT INCLUDED
Must purchase bar seperately

Before you begin, please read through the entire instructions.

To assemble and install the kit, you will need channel locks, two "C" clamps, and adjustable wrench and a drill with 3/8" drill bit. You will also need five of each of the following: 3/8" carriage bolts, nuts, flat washers and (optional) lock washers.

NOTE: IMPROPERLY FITTING LIDS

Lids that hang over or have handles that hang over the front of the container may cause complications during mounting and/or operation of the automatic lock.

Step 1: Assemble kit as shown in FIG 1. Making sure that the padlock hole is toward the front of the container. Use channel locks to tighten flange nuts.

Step 2: Position lock release on left side of container, flush with the top of the channel and even with the front of the lids as shown in FIG 2. Clamp in place.

Step 3: Position pivot plate on right side of container, flush with the top of the channel and even with the front of the lids as shown in FIG 3. Clamp in place.

Step 4: Drill holes and bolt on with carriage bolts.

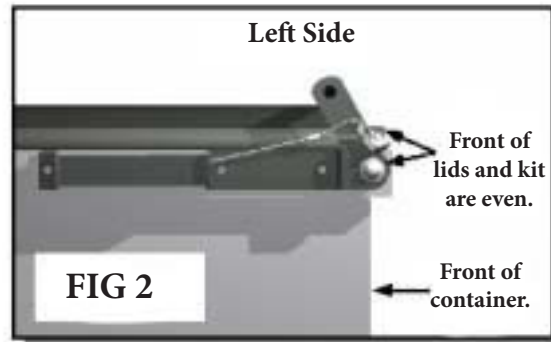


FIG 2

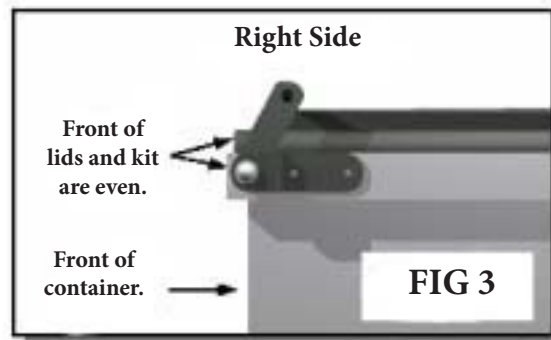


FIG 3

**Holtz Industries, Inc.
Call Us Toll Free: 1-800-535-0104**

Driver Instructions

The driver's job is simple. Just stay in the truck and lift the can as if the lock were not there. The lock opens and closes automatically during the normal dump cycle.

Customer Instructions

The Serio-us Lock is designed to accomodate any standard padlock. The customer supplies her or her own padlock to keep the container locked while it is on the ground. To open the container, the customer removes the padlock/lock release cable, lowers the lock bar and opens the lid. To close the container, the steps are reversed.

Holtz Industries, Inc.
Call Us Toll Free: 1-800-535-0104